



## Quick Start Guide

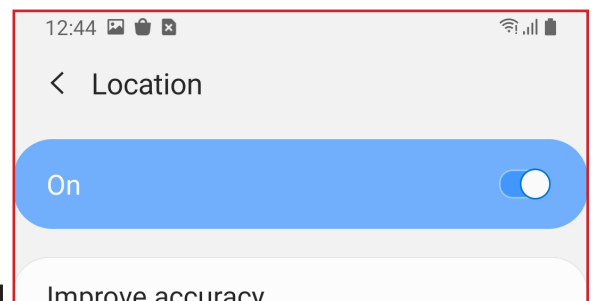
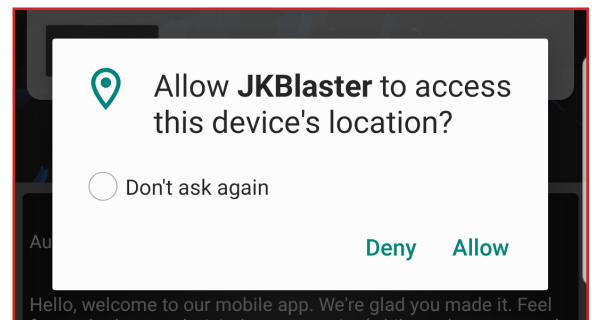
The **JK Blaster** is an electronic OBD2 plug-in device for the following vehicles:

**2007-2018**

Jeep Wrangler JK

This guide will walk you through the initial setup of your JK Blaster using the JK Blaster app, available on the app store for both iOS and Android.

- After plugging the JK Blaster into your OBDII port, watch for the **blinking LED that indicates power.**
- The JK Blaster app communicates with the JK Blaster **over Wi-Fi.**
- **Start by connecting your iOS or Android device to the new JK Blaster Wi-Fi signal. Default password: 12345678**
- Tap “Launch” to enter the app’s home screen.
- **Optional:** Log in with Facebook to access community features, including user discussions.
- **Android Only:** The JK Blaster app requires location access. You’ll be prompted to give the necessary permissions. Tap “Allow” and enable location services.



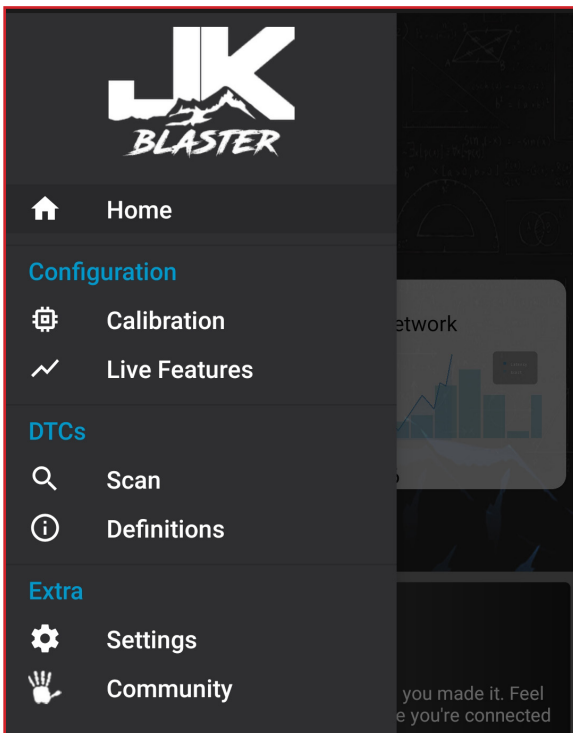
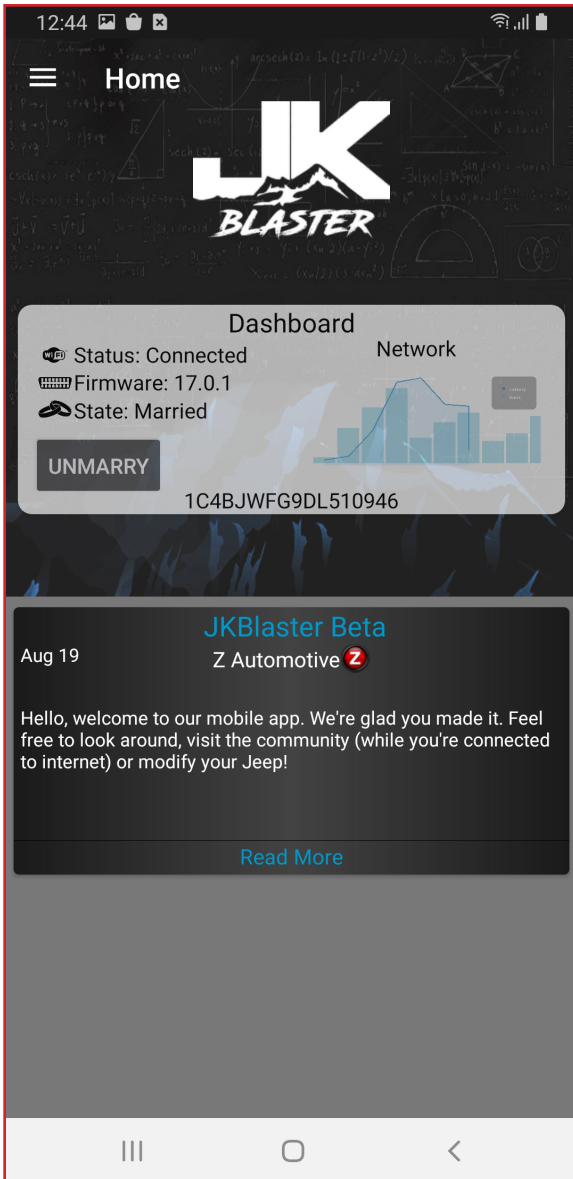
## Home Screen

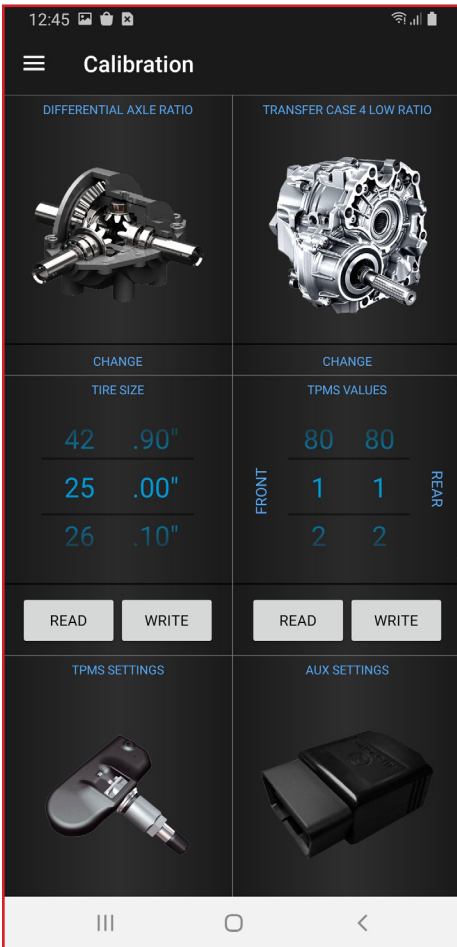
Here you can monitor the status of your JK Blaster including:

- WiFi Connection
  - Firmware version
  - Married or Unmarried status
  - Update news
- Tap “Marry” to link the JK Blaster to your Jeep, after which you can access the other menus.
  - **iOS only:** This is the only place you can access the Marry/Unmarry button
  - Tap the menu icon in the top left to access the navigation bar

**RETURN TO STOCK AT ANY TIME BY TAPPING “UNMARRY” and performing an ignition cycle.**

**IGNITION CYCLE: After ANY settings changes, Unmarrying or clearing error codes, turn off your Jeep, remove your keys and open and close the driver-side door to complete the process.**





## Calibration Menu

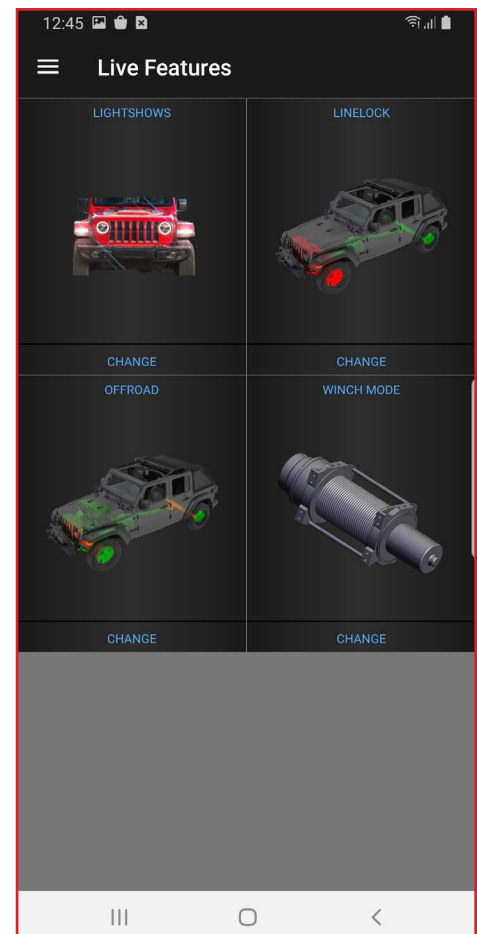
Here you can adjust:

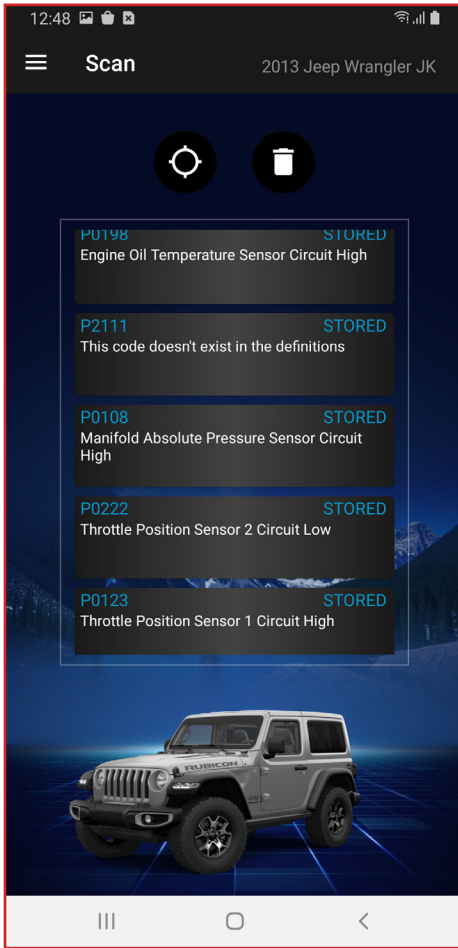
- **Differential Axle Ratio**
- **Transfer Case 4 Low Ratio**
- **Tire Size**
- **Front/Back TPMS Threshold**
- **TPMS Settings**
- **AUX Settings**
- **Lighting Settings**

## Live Features Menu

Here you can access:

- **Light Shows**
- **Line Lock**
- **Offroad Settings**
- **Winch Mode Settings**





## Scan Menu

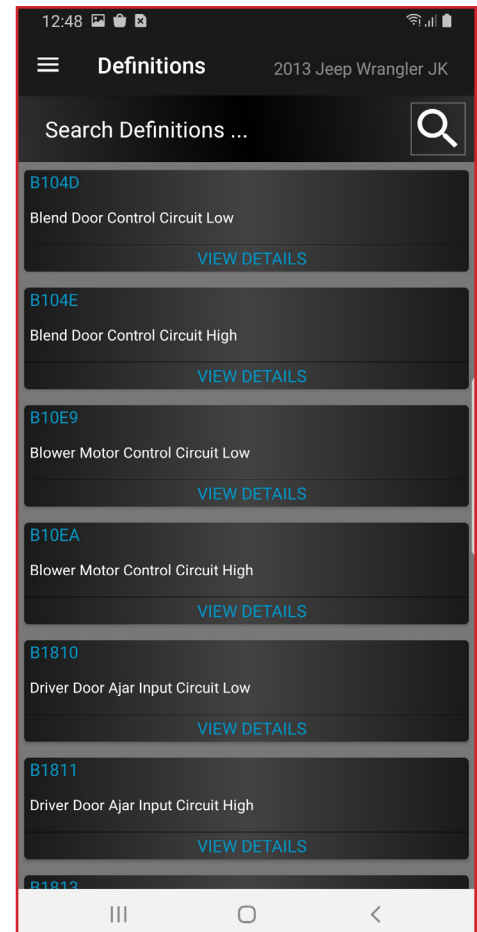
Here you can:

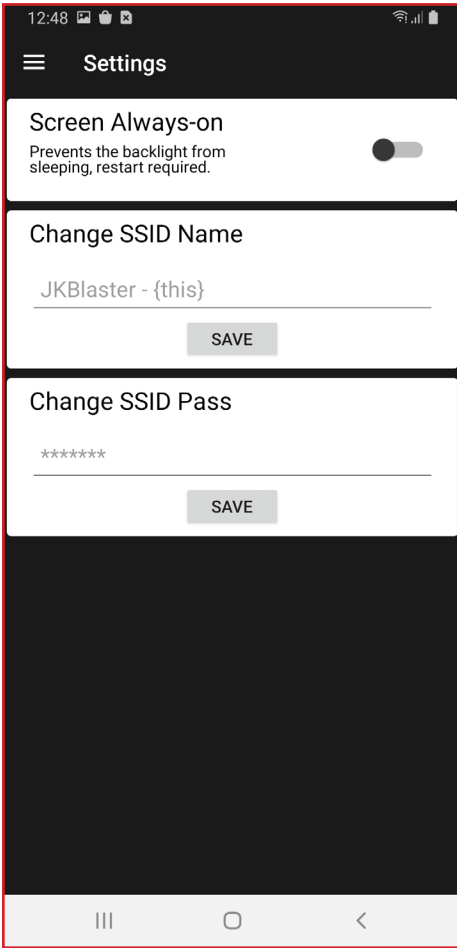
- **View current error codes**
- **Clear error codes**
- **Tap a code for more information about what caused it**

## Definitons Menu

Here you can:

- **View the full list of error codes**
- **Tap a code for more information about what might cause them**





## Settings Menu

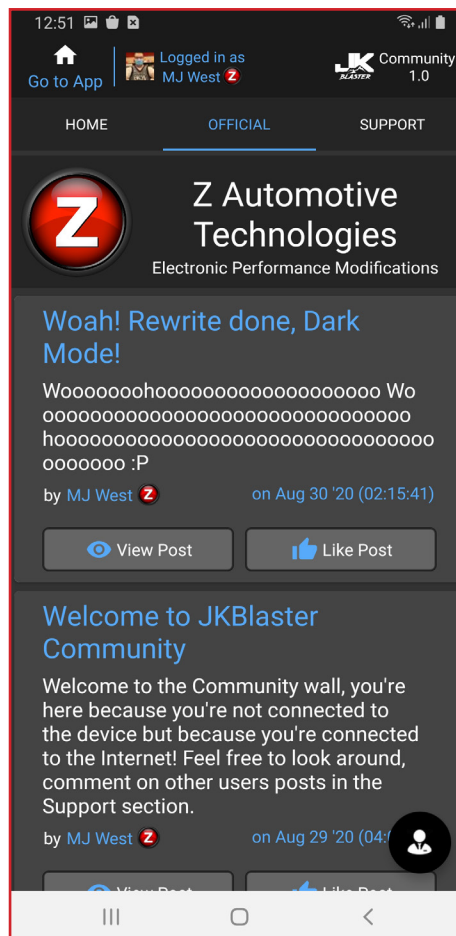
### Here you can:

- Prevent phone screen from turning off while using the app
- Change the SSID (network name) of the JK Blaster's WiFi signal
- Set a password for the JK Blaster's WiFi signal

## Community Menu

### Here you can:

- Keep up with updates from Z Automotive
- Discuss tech support questions with Z Automotive as well as other JK Blaster users



Z Automotive cannot be held responsible misuse or consequential damages.

If you are in doubt, email [support@zautotech.com](mailto:support@zautotech.com).

Please be aware that modifying your vehicle in any way can affect your vehicle's warranty, longevity, handling, etc.

Please use with caution, and AT YOUR OWN RISK.

USING THE LIGHT SHOW FEATURE ON PUBLIC ROADS: IMPERSONATING A POLICE OFFICER IS A FELONY. LIGHT SHOW IS INTENDED FOR CAR SHOW/TRACK/OFF ROAD USE ONLY.

Z Automotive is in no way affiliated with FCA.